



MERCLIN PATRIMONIUM

Management company: DPAS², delegated to Mercier Vanderlinden Asset Management

Monthly Report

Date:	February 1, 2018
Price Class R:	1 859,80 EUR
Price Class C:	1 553,37 EUR
Price Class R dis:	1 819,23 EUR
Price Class C dis:	1 534,82 EUR
Morningstar ¹ Rating™:	★★★★★

FUND DESCRIPTION

The objective of the fund is to increase the value of your investment over the medium- to long-term. Under normal market conditions, the fund primarily invests in a diversified portfolio of equities and bonds from all countries worldwide, including from emerging countries. The fund may invest directly in equities or bonds, or indirectly by investing in units of other investment funds or in certificates of deposit. In order to take advantage or hedge against market fluctuations, or for effective portfolio management, the sub-fund may use derivatives. The Fund Manager will select the various investment classes, sectors and countries in a flexible manner, on the basis of macroeconomic and financial criteria. This fund is suitable for investors who understand the risks of the fund and who wish to invest for a minimum investment horizon of 3 to 5 years.

PERFORMANCE^{*3}

	YTD**	2017	2016	2015	2014	2013	2012	2011	2010
MerLin II Pat R	+1,44%	+5,04%	+8,27%	+7,58%	+10,95%	+12,79%	+8,87%	-1,50%	+11,67%
MerLin II Pat C	+1,40%	+4,62%	+7,83%	+7,15%	+10,50%	+12,48%	-	-	-
Ranking Morningstar ¹ %	31	38	5	6	11	9	51	15	11

* These annual (except YTD) performance numbers are based on historical data and are no guarantee for future results.

**YTD is the cumulative performance since the 1st of January of the current calendar year.

MANAGERS' COMMENT

Infopro Digital is a French business-to-business information provider. It has a strong multimedia offering which ranges from databases, leads, and industry-specific content delivered digitally and via magazines, to organizing events and trade shows for professionals.

Infopro currently ranks sixth in the B2B media sector in Europe but has strong growing operations. Its main competitors are Informa, Wolters Kluwers, UBM, RELX, Euromoney and Ascential. As many of those players operate in a niche segment, the market is not highly competitive, and customers are typically not very price sensitive. Revenue predictability of the group is high because of the subscription-based model (around 50%) and high renewal rates (80%).

After an inaugural offering in July 2017, Infopro Digital tapped their fixed coupon bond maturing in 2022 in January to fund an acquisition. As a result, we were able to buy some floating rate bonds paying 3-month EURIBOR + 4,50%, which offer a 4.4% running yield for a very predictable business.

TOP 5 STOCKS

1	Berkshire Hathaway	3,04%
2	Microsoft	2,44%
3	Fairfax Financial	2,36%
4	Fiat	2,31%
5	ADS	2,06%
		12,21%

TOP 5 OTHERS

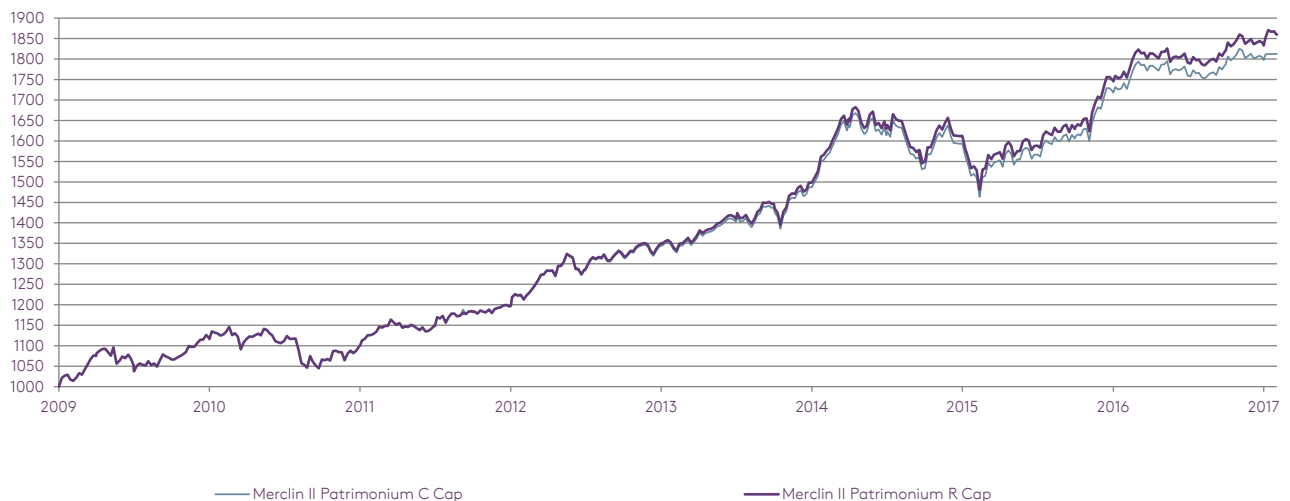
1	Nama Perp Call 2020	1,13%
2	Folli Follie 2019	1,01%
3	Steinhoff 2023	0,90%
4	Unicredit Abaar 2022	0,78%
5	Eurofins Perp call 2023	0,72%
		4,54%

RETURN¹

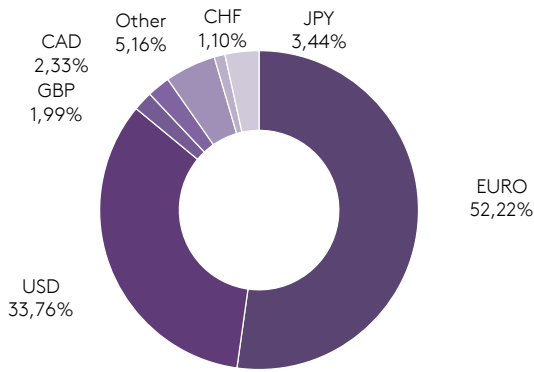
Annualized ⁴	MerLin II Pat R CAP	MerLin II Pat C CAP
1 year	+5,12%	+4,69%
3 years	+5,91%	+5,48%
5 years	+8,92%	
Annualized since inception	+7,97%	+8,45%

⁴The return figures indicated above do not include commissions eventually linked to the issuing and redemption of shares, nor stock exchange turnover tax. Based on historical data, which offer no guarantee of future returns and can even be misleading. Performance is calculated on a cumulative basis for periods under one year and on an actuarial basis for periods of over one year. Performance of the MerLin II Patrimonium R Cap up to 30.06.2013 were achieved under the scope of a fund governed by Section II of the Law of 17 December 2010 on undertakings for collective investment. Inception of MerLin II Patrimonium C Cap is 30.08.2012.

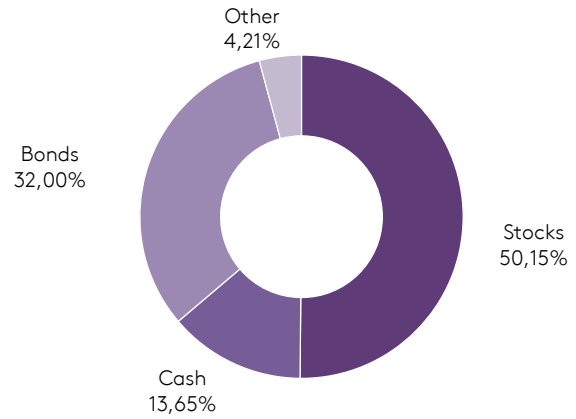
NAV GRAPH^{3 4}



CURRENCY



ASSET ALLOCATION



SECTOR EXPOSURE

Banks	13,83%
Consumer Services	12,07%
Consumer Goods	10,90%
Technology	8,99%
Healthcare	7,15%
Holding Companies	4,69%
Industrials	4,48%
Insurance	4,09%
Telecom	2,60%
Oil & Gas	1,73%
Basic Materials	0,10%
Other	29,37%

BONDS

Government	0,00%
Floating Rate Investment Grade	0,00%
Floating Rate High Yield	6,92%
Corporate Investment Grade	1,16%
Corporate High Yield	3,48%
Corporate Hybrids	4,25%
Financial Senior	0,92%
Financial Subordinated	7,35%
Convertibles	6,21%
Mutual Funds	1,71%

LAST BUY - SELL

BUY

L Brands
Aker 2023
Federal Mogul 2024

Infogroup 2022

INCREASE

Adient
ADS
Citigroup

Deutsche Bank
Fairfax
Netease

SELL

Aegon Perp
BNP Perp

REDUCE

Fiat Chrysler
Oracle
21st Century Fox

Microsoft
Atradius 2044
Axa Perp

TECHNICAL DATA

Fund Name:	MerLin II SICAV
Manufacturer:	Degroof Petercam Asset Services
Domicile:	Luxembourg
Legal Status:	SICAV subject to Part I of the Luxembourg law of December 2010
Type of shares:	Capitalisation & Distribution
Belgian Financial Agent:	Banque Degroof Petercam S.A.
Custodian:	Banque Degroof Petercam Luxembourg S.A.
Transfer Agent:	Banque Degroof Petercam Luxembourg S.A.
*Management company:	Degroof Petercam Asset Services
Manager:	Mercier Vanderlinden Asset Management
Auditor:	KPMG-audit
Maturity:	not determined
Share Price Publication:	De Tijd, L'Echo, www.merciervanderlinden.com
Minimum subscription:	1 share
Subscription fee:	Max. 3% (0% Mercier Vanderlinden)
Swing pricing:	no
Redemption fee:	0%
TOB on exit:	1,32% / max € 4000
Tax on UCITS investing more than 25% of their assets in debt claims	Yes (30%)
Withholding Tax:	30%
N.A.V. calculation:	Weekly on Thursday
Subscription/Redemption:	Before Thursday 2.00pm
Performance fee:	no
Assets under management:	1141 m EUR
Inception:	31/12/2009

¹ For further information about Morningstar Rating™ and Ranking Morningstar®, please visit the Morningstar website on www.morningstar.be.

Specific information concerning MerLin II Patrimonium 'R' cap can be found on <http://www.morningstar.be/be/funds/snapshot/snapshot.aspx?id=F000000UI0>

In case of complaints concerning this fund, please send a email to compliance@mvm.eu. If you do not obtain a satisfactory response, you can always contact the Ombudsman of the financial services sector through the website <http://www.ombudsfin.be/en/individuals/introduce-complaint/>.

MerLin II SICAV is a 'société d'investissement à capital variable' (investment company with variable capital), subject to part I of the Luxembourg Law of 17 December 2010 relating to undertakings for collective investment ("Luxembourg Law of 2010") since 20/06/2014 (subject to part II before that date) and to the European Savings Taxation Directive.

	Management Fee	Ongoing Charge ⁵	ISIN	Bloomberg
Klasse R:	0,8% annually	1,10%	LU0476058226	MERPATR LX
Klasse C	1,2% annually	1,50%	LU0819995118	MERPACC LX
Klasse R dis:	0,8% annually	1,09%	LU1082460731	MERRDIS LX
Klasse C dis:	1,2% annually	1,50%	LU1082460491	MERPACD LX

Risk indicator: please consult the KIID and/or the Prospectus for more details.

Typically lower risks and rewards **4** Typically higher risks and rewards

The subfund's risk level reflects the following factor(s):

The risk level does not reflect the potential impact of unusual market conditions or unforeseen events that may increase risk or trigger other risks such as:

- Counterparty risk: the subfund can lose money as a result of the failure of a market player with which it does business.
- Credit risk: risk associated with bonds becoming worthless when the issuer of the bond is not able to repay its debt on maturity.
- Liquidity risk: some financial securities may be impossible to sell quickly at a given time or may have to be sold at a discount.
- Management risk: under abnormal market conditions, the usual management techniques may be ineffective or unfavourable.
- Risk of derivatives: some derivatives may increase the volatility of the subfund or expose the subfund to losses that are higher than the price of the derivatives.
- Operating risk: in any market, and especially in the emerging markets, the subfund may lose some or all of its money if there is a failure in the custody of assets or in case of fraud, corruption, political actions or any other adverse event.

The **prospectus**, the **KIID** and the **periodic reports** are available free of charge from the Belgian representative of the financial agent: Bank Degroof Petercam S.A., 44 rue de l'Industrie, B-1040 Brussels or on www.merciervanderlinden.com. Any subscription in the fund should be done on the basis of the prospectus and/or the KIID.

³ Source data: Bloomberg, Morningstar & Bank Degroof Petercam Luxembourg. Reference period January 1st to December 31st, except for actual year (YTD), where reference period is January 1st to date of this report.

⁵ Ongoing charge: charges taken from the subfund over a year.